

Hendrick

ARCHITECTURAL

AN ETNYRE INTERNATIONAL COMPANY

Perforated Corrugated Color Chart

877-840-0881

www.hendrickarch.com

arch@hendrickcorp.com

Carbondale, PA | Owensboro, KY

Standard Colors (PVDF Finish)


PVDF resin-based coatings provide high-performance durability for exterior and interior applications. These coatings are designed to resist fading, chalking, and abrasion. Finishes meet AAMA 2605-13 & AAMA 620-02.



Black (02)




Patina Green (12)




Concord Cream (05)




Charcoal Grey (62)



Classic Bronze (01)



Chocolate Brown (04)



Almond (36)



Slate Grey (20)



Medium Bronze (03)



Boysenberry (25)



Sandstone (06)



Dove Grey (13)




Hartford Green (27)



Redwood (07)



Regal Blue (18)



Ascot White (10)




Forest Green (11)



Mission Red (08)



Slate Blue (21)



Bone White (26)



Teal (19)



Sierra Tan (09)



Siam Blue (14)



Hemlock Green (30)



Rawhide (15)



Rocky Grey (16)


Premium Finish (PVDF Finish)



Antique Patina (24)



Silversmith (28)



Champagne (31)




Brite Red (17)



Coppertone (23)



Clear Anodized (70)




Titanium (35)



Dark Bronze
Anodized (71)



Copper Brown (42)



Tarnished Red (47)

Colors and finishes are available in:

.032" aluminum

.040" aluminum

.050" aluminum

Custom colors are available upon request.

Hendrick


ARCHITECTURAL

AN ETNYRE INTERNATIONAL COMPANY


Perforated Corrugated Profiles

Nine standard profiles are offered, as well as custom options to fit any project's design intent. The panels are available in a selection of aluminum thicknesses, panel profiles, and colors.


BWG390



BWR360




BWC374




BWS240




BWK360




MFP120



MFR160



DWF120



Open Area Percentages for Standard 60° Staggered Hole Patterns by Profile

	BWC374	BWG390	BWK360	BWR360	DWF120	MFP120	MFR160	BWS240
.125" on .188"	47.4	45.5	49.2	46.3	47.8	54.7	57.1	56.4
.125" on .218"	35.3	33.9	36.6	34.5	35.6	40.7	42.5	41.9
.125" on .250"	26.8	25.8	27.8	26.2	27.1	30.9	32.3	31.9
.125" on .375"	11.9	11.5	12.4	11.7	12.0	13.8	14.4	14.2
.188" on .313"	38.7	37.2	40.1	37.8	39.0	44.7	46.6	46.0
.250" on .500"	26.8	25.8	27.8	26.2	27.0	30.9	32.3	31.9
.375" on .500"	60.3	57.9	62.6	59.0	60.9	69.6	72.6	71.7
.375" on .563"	47.6	45.7	49.4	46.5	48.0	54.9	57.3	56.6

Aluminum Options

	BWC374	BWG390	BWK360	BWR360	DWF120	MFP120	MFR160	BWS240
.032"	✓	✓	✓	✓	✓	✓	✓	✓
.040"	✓	✓	✓	✓	✓	✓	✓	✓
.050"	✓		✓	✓	✓	✓	✓	✓